



Summer Packet

Name: _____ **Grade:** 1



hello SUMMER

Dear families,

Happy Summer! We are so excited to work with your children next year in first grade.

To get ready for first grade, we have put together a packet of important skills to practice over the summer. There is practice for reading, writing and math so that your child will be prepared for the fall.

You can follow the calendar for the months of July and August and check off when each task is done.

All of the pages you need are included in this packet and the pages are numbered for you. We hope you enjoy helping your child build important skills this summer.


We will see you in first grade!

Sincerely,

The First Grade Team

Mrs. Sims, Ms. Santore and Mrs. Harrick






Summer Break



July 2021

Sunday	Monday	Tuesday	Wednesday	Thursday	Friday	Saturday
	5 Write 3 sentences about how you spent the 4th of July.	6 Complete page 1 of your reading packet- digraphs.	7 Complete page 1 of your math packet.	8 Do 20 minutes of Lexia practice.	9 Do page 2 of your reading packet- digraphs.	
	12 Complete page 3 of your reading packet- digraphs.	13 Do 15 minutes of Moby Max Fact Fluency.	14 Complete page 2 of your math packet.	15 Read 2 books on Raz- Kids and complete the quiz.	16 Write 3 sentences about what you like about Summer.	
	19 Practice math partners to 10.	20 Complete page 4 of your reading packet- building words.	21 Do 20 minutes of Lexia practice.	22 Complete page 3 of your math packet.	23 Do 15 minutes of Moby Max- sight words.	
	26 Complete page 5 of your reading packet- building words.	27 Complete page 4 of your math packet.	28 Read 2 books on Raz- Kids and complete the quiz.	29 Complete page 6 of your reading packet- Sight words.	30 Write 3 sentences about your favorite outing or trip.	



Summer Break



August 2021





Sunday	Monday	Tuesday	Wednesday	Thursday	Friday	Saturday
	<p>2</p> <p>Complete page 7 of your reading <u>packet</u>- Sight words.</p>	<p>3</p> <p>Do 15 minutes of Moby Max Math.</p>	<p>4</p> <p>Complete page 5 of your math packet.</p>	<p>5</p> <p>Read 2 books on Raz- Kids and complete the quiz.</p>	<p>6</p> <p>Complete page 8 of your reading packet-Silent e</p>	
	<p>9</p> <p>Write 3 sentences about what you want to learn in 2nd grade.</p>	<p>10</p> <p>Complete page 9 of you reading packet-long vowel teams.</p>	<p>11</p> <p>Do 20 minutes of Lexia Practice.</p>	<p>12</p> <p>Complete page 6 of your math packet.</p>	<p>13</p> <p>Complete page 10 of your reading packet- long vowel teams.</p>	
	<p>16</p> <p>Complete page 11 of your reading <u>packet</u>- R- controlled vowels.</p>	<p>17</p> <p>Complete page 12 of your reading packet- R controlled vowels.</p>	<p>18</p> <p>Complete page 7 of your math packet.</p>	<p>19</p> <p>Complete pages 13 and 14 of your reading <u>packet</u>- Sentence comprehension.</p>	<p>20</p> <p>Complete pages 15 and 16 of your reading <u>packet</u>- Sight words.</p>	

Reading Packet

Name: _____



Say the sound made by the letters in each circle. Circle or  the three pictures that *begin* with that sound.



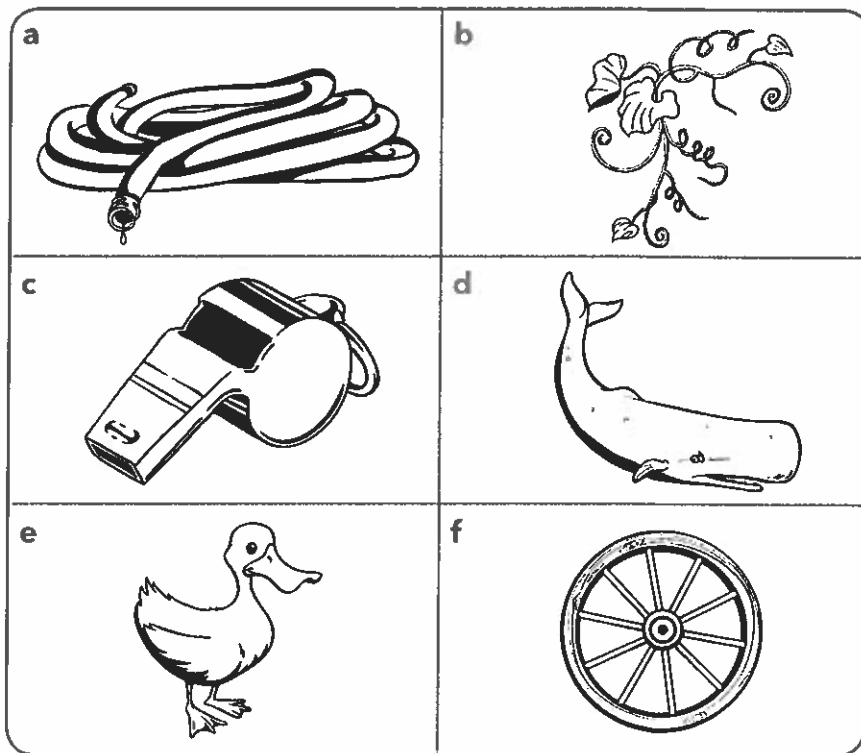
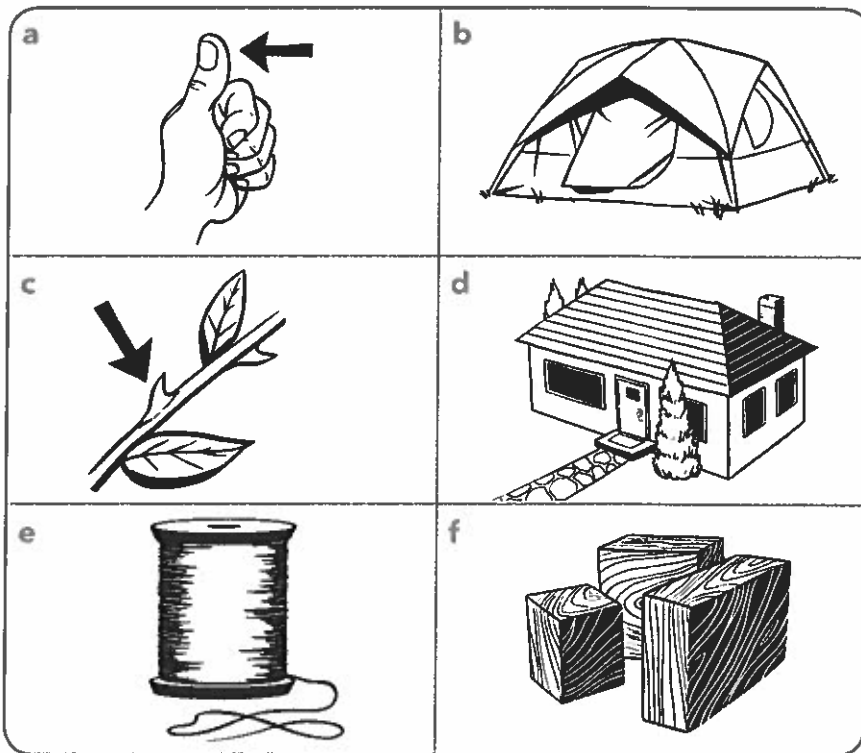

★ For each digraph, think of another word that *begins* with the same sound.



Name: _____



Say the sound made by the letters in each circle. Circle or  the three pictures that *begin* with that sound.







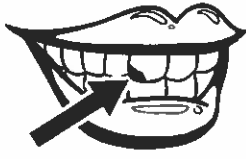



★ For each digraph, think of another word that *begins* with the same sound.

Name: _____









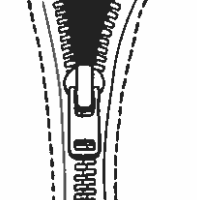
Circle the letter or letters that make the *beginning* sound of the word. Then, write the letter or letters in the blank.

<p>1</p>  <p>sh sk</p> <p>sh ip</p>	<p>2</p>  <p>cl ch</p> <p>_____op</p>
<p>3</p>  <p>sh wh</p> <p>_____ell</p>	<p>4</p>  <p>ch wh</p> <p>_____in</p>
<p>5</p>  <p>sh th</p> <p>_____in</p>	<p>6</p>  <p>sp sh</p> <p>_____op</p>
<p>7</p>  <p>ch cr</p> <p>_____ip</p>	<p>8</p>  <p>sl sh</p> <p>_____ed</p>

★ Read these words to a partner. Then, use each word in a sentence.

Name: _____




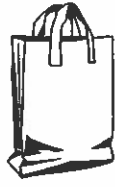




Put the letters in the correct order to spell the word. Say each sound as you write each letter.

<p>1  p m a m a p</p>	<p>2  b w e</p>
<p>3  i n p n i p</p>	<p>4  m o p</p>
<p>5  n s u s u n</p>	<p>6  a d s s a d</p>
<p>7 10 t n e t e n</p>	<p>8  p z i z i p</p>

★ Read these words to a partner. Then, use each one in a sentence.

Name: _____

Put the letters in the correct order to spell the word. Say each sound as you write each letter.

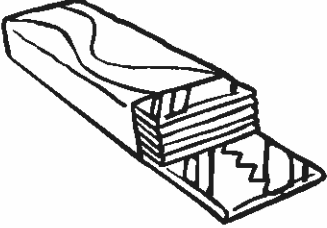





<p>1  p i l</p> <p>_____</p> <p>_____</p> <p>_____</p>	<p>2  t p o</p> <p>_____</p> <p>_____</p> <p>_____</p>
<p>3  u b</p> <p>_____</p> <p>_____</p> <p>_____</p>	<p>4  g a b</p> <p>_____</p> <p>_____</p> <p>_____</p>
<p>5  e t n</p> <p>_____</p> <p>_____</p> <p>_____</p>	<p>6  g w i</p> <p>_____</p> <p>_____</p> <p>_____</p>
<p>7  o l</p> <p>_____</p> <p>_____</p> <p>_____</p>	<p>8  c u</p> <p>_____</p> <p>_____</p> <p>_____</p>

★ Read these words to a partner. Then, use each one in a sentence.

Name: _____



Circle the word to finish the phrase.

<p>1</p>  <p>have of</p> <p>I _____ gum.</p>	<p>2</p>  <p>Give From</p> <p>_____ him a plum.</p>
<p>3</p>  <p>have were</p> <p>We _____ hot.</p>	<p>4</p>  <p>again round</p> <p>Tell me _____.</p>
<p>5</p>  <p>want just</p> <p>I _____ a pop.</p>	<p>6</p>  <p>sound round</p> <p>The bug is _____.</p>


★ Read each sentence to a partner.

Name: _____



Circle the word to finish the phrase.

1



could
have

We _____ a cat.

2



Out
Give

_____ me a hug.


3



were
by

They _____ wet.


4



some
want

I _____ a dog.

5



by
round

The sun is _____.

6



again
could

They ran _____.

★ Read each sentence to a partner.

Name: _____



Circle the correct word to complete each sentence. Then, write the word on the line.



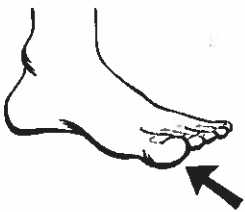
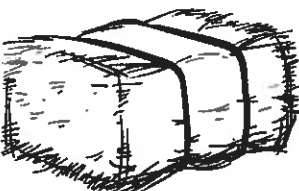




1 The king had a long, red <u>robe</u> .	rob robe
2 Did the fish have a big _____?	fin fine
3 The small _____ hid in the den.	cub cube
4 Did Jill get _____ at him?	made mad
5 He had a _____ plum as a snack.	ripe rip
6 I _____ the cat did not get wet.	hope hop
7 Jack is my best _____.	pal pale
8 We will go on a long bus _____.	rid ride

★ Choose three silent-e words from above and write your own sentences on a separate piece of paper.

Name: _____



Circle the vowel team that completes each word. Then, write the letters in the blank.

<p>1</p>  <p>b <u>ee</u></p> <p>ee oe ai</p>	<p>2</p>  <p>l ____ f</p> <p>ai ea ie</p>
<p>3</p>  <p>t ____</p> <p>ay ie oe</p>	<p>4</p>  <p>h ____</p> <p>oe ie ay</p>
<p>5</p>  <p>b ____ t</p> <p>ee oa ai</p>	<p>6</p>  <p>r ____ n</p> <p>ai oa ee</p>
<p>7</p>  <p>p ____</p> <p>ie oe ay</p>	<p>8</p>  <p>ch ____ n</p> <p>ee ai oa</p>

★ Ask an adult to read these words to you and practice spelling them on a separate piece of paper.

Name: _____



Circle the vowel team to complete the word. Write the letters in the blank.



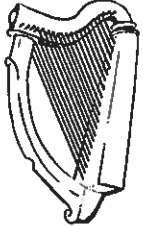

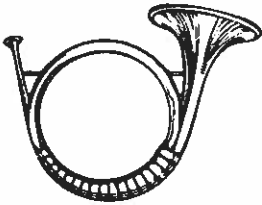



1 The red l <u>ea</u> f fell from the branch.	ea ai
2 Did he stub his t _____ again?	oe ay
3 It was a hot d _____ in the sun.	ee ay
4 Make suds with the s _____ p.	oa ai
5 There is a nest in that tall tr _____.	ie ee
6 We got wet in the r _____ n.	oa ai
7 She will bake us a p _____.	ie ay
8 We did not swim in the d _____ p pond.	oa ee

★ Read these sentences to a partner.

Name: _____



Circle the vowel-r that completes each word. Then, write the letters in the blank.

<p>1</p>  <p>b <u>ar</u> n</p> <p>ar er or</p>	<p>2</p>  <p>b _ _ d</p> <p>or ir ar</p>
<p>3</p>  <p>h _ _ p</p> <p>er ir ar</p>	<p>4</p>  <p>f _ _ k</p> <p>er or ur</p>
<p>5</p>  <p>h _ _ n</p> <p>or ir er</p>	<p>6</p>  <p>s _ _ f</p> <p>ur ar or</p>
<p>7</p>  <p>c _ _ n</p> <p>er or ar</p>	<p>8</p>  <p>c _ _ d</p> <p>ur ar or</p>


★ Practice spelling these words on a separate piece of paper.



Name: _____



Read each word and circle the vowel-r combination. Then, draw a picture to match the word.

1 barn 	2 bird
3 card	4 corn
5 shirt	6 short
7 farm	8 fork

★ Choose three words from above and write your own sentences on a separate piece of paper.

Name: _____



Circle the correct word to complete each sentence. Then, write the circled word on the line.

Math Class

1 Max sat down at his <u>desk</u> in class.	duck desk
2 He got a _____ out of a small bag.	nap pen
3 At his desk, he will do his _____.	math bunch

Answer each question using a complete sentence. Be sure to use a capital letter at the beginning of the sentence and for names. Use a period (.) at the end.



4 Where did Max sit?	_____
5 What was in the bag?	_____
6 What will Max do at the desk?	_____



★ On a separate piece of paper, draw a picture to illustrate one of the sentences you wrote.



Name: _____


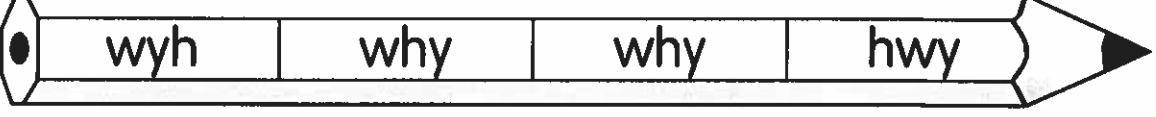



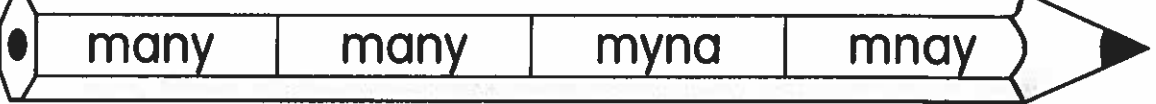
Circle or  the spaces where the word in the box is spelled correctly.

1  does  dose does deos does


2  says  says sasy syas says


3  your  your yuor your yoru


4  why  wyh why why hwy


5  many  many many myna mnay


Practice writing the sight words below.

6  does

7  says

8  your

9  why


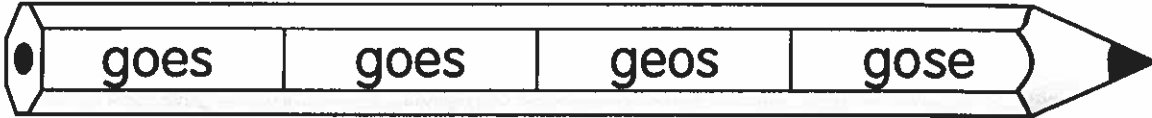
10  many


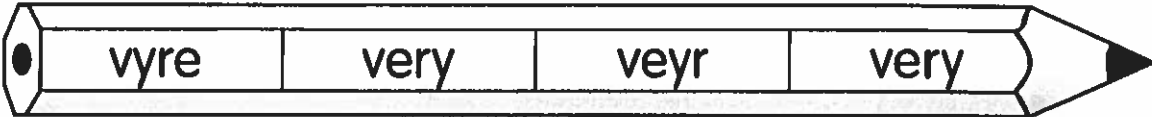
★ Choose three sight words from above and write your own sentences on a separate piece of paper.


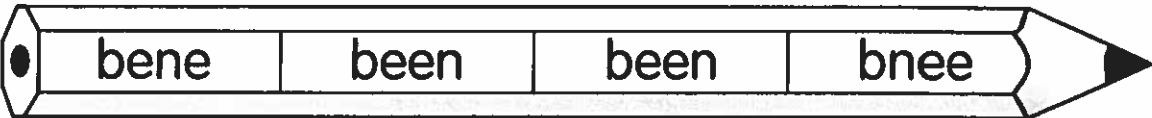




Name: _____



Circle or  the spaces where the word in the box is spelled correctly.

1  goes  goes goes geos gose


2  very  vyre very veyr very


3  been  bene been been bnee


4  always  always alwyas always aylwas


5  first  first frist first fisrt


Practice writing the sight words below.

6  goes

7  very

8  been

9  always

10  first

★ Choose three sight words from above and write your own sentences on a separate piece of paper.

Math Packet

Name _____

Date _____



Jumping Math!

Jump through these math problems! Add the numbers.

1.
$$\begin{array}{r} 3 \\ +5 \\ \hline \end{array}$$

2.
$$\begin{array}{r} 1 \\ +7 \\ \hline \end{array}$$

3.
$$\begin{array}{r} 1 \\ +6 \\ \hline \end{array}$$

4.
$$\begin{array}{r} 1 \\ +2 \\ \hline \end{array}$$

5.
$$\begin{array}{r} 2 \\ +7 \\ \hline \end{array}$$

6.
$$\begin{array}{r} 3 \\ +1 \\ \hline \end{array}$$

7.
$$\begin{array}{r} 6 \\ +3 \\ \hline \end{array}$$

8.
$$\begin{array}{r} 4 \\ +3 \\ \hline \end{array}$$

9.
$$\begin{array}{r} 5 \\ +2 \\ \hline \end{array}$$

10.
$$\begin{array}{r} 3 \\ +6 \\ \hline \end{array}$$

11.
$$\begin{array}{r} 3 \\ +2 \\ \hline \end{array}$$

12.
$$\begin{array}{r} 2 \\ +3 \\ \hline \end{array}$$



Name: _____

Date: _____

Addition Word Problems



Solve the word problems. Show your work.

1. Noah had 12 books. He got 5 more books. How many books did Noah have in all?
2. Bonnie found 8 rocks on her sidewalk and 7 rocks in her backyard. How many rocks did Bonnie find in all?
3. Edward had 5 toy cars. He got 8 more toy cars. How many toy cars did Edward have in all?
4. Mariela collected 11 feathers. Then she found 3 more feathers. How many feathers did Mariela have in all?
5. LaMonte made 14 cookies. Then he made 5 more cookies. How many cookies did LaMonte have in all?

Subtracting up to 10 Name: _____

Directions: Solve each addition subtraction problem. Color each marker using the color code.



Color Code

10 - red

9 - orange

8 - yellow

7 - green

6 - blue


5 - purple

4 - pink

3 - brown

2 - black

1 - gray

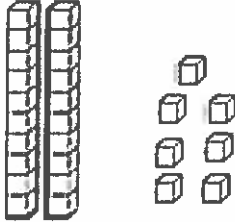
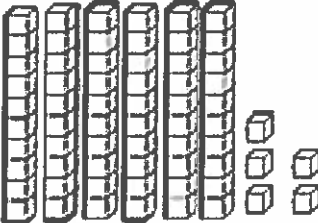
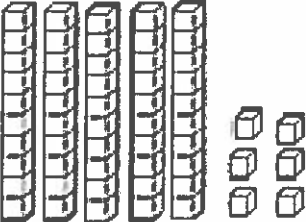
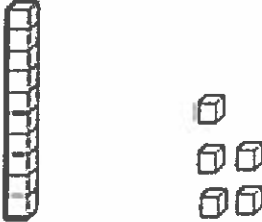
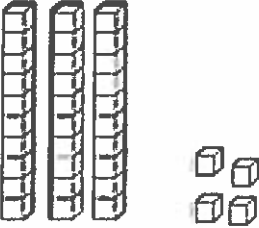
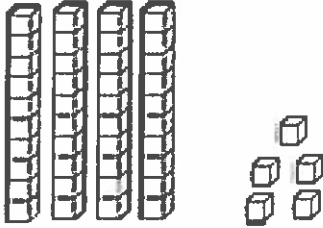


Name _____

Harvest Time

Tens & Ones

Count the tens and ones. Next, write the number in standard form.


 tens ones _____	 tens ones _____
 tens ones _____	 tens ones _____
 tens ones _____	 tens ones _____

Name _____



TEEN NUMBERS Ten Frames


Finish Filling in the ten frames to match the teen number.




+




= 18



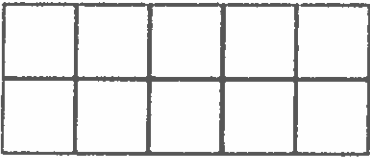
+




= 15



+




= 12



+




= 13



+



= 17



+

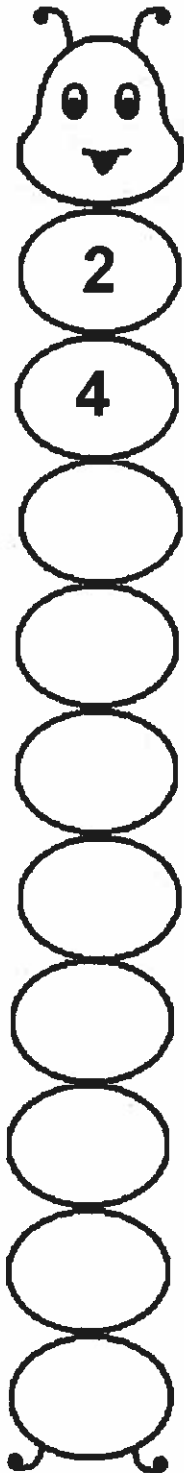


= 11

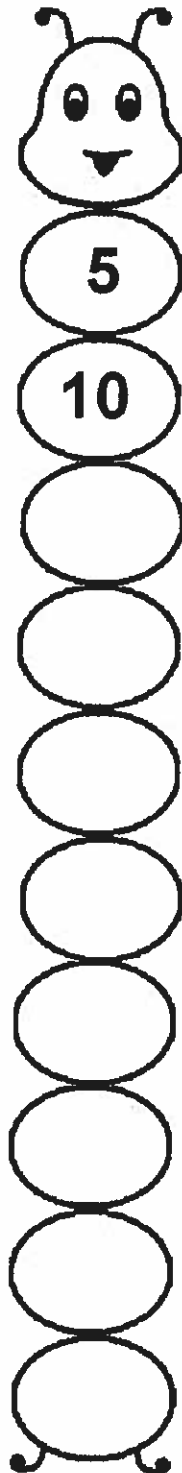


Name _____ Date _____

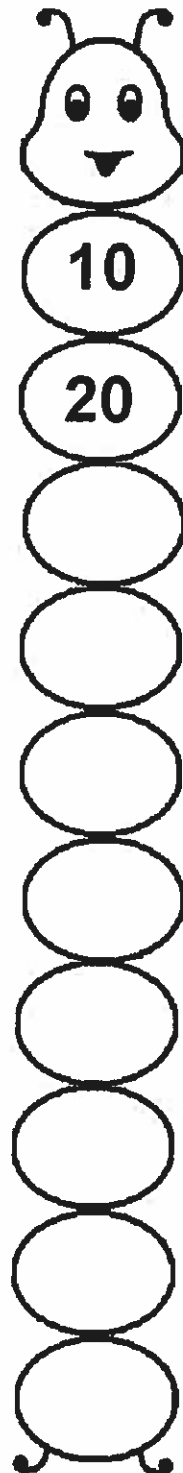
Skip count
by 2



Skip count
by 5



Skip count
by 10



Popsicle Math

Name: _____

INSTRUCTIONS: Add the numbers in each popsicle. Matching your answers with the numbers in the riddle box below, use the letter on each popsicle stick to decode the silly riddle.

$$\begin{array}{r} 9 \\ + 3 \\ \hline \end{array}$$

$$\begin{array}{r} 6 \\ + 5 \\ \hline \end{array}$$

$$\begin{array}{r} 8 \\ + 2 \\ \hline \end{array}$$

$$\begin{array}{r} 4 \\ + 5 \\ \hline \end{array}$$

$$\begin{array}{r} 2 \\ + 4 \\ \hline \end{array}$$

$$\begin{array}{r} 6 \\ + 7 \\ \hline \end{array}$$

$$\begin{array}{r} 4 \\ + 4 \\ \hline \end{array}$$

$$\begin{array}{r} 1 \\ + 6 \\ \hline \end{array}$$

$$\begin{array}{r} 5 \\ + 9 \\ \hline \end{array}$$


$$\begin{array}{r} 7 \\ + 8 \\ \hline \end{array}$$

Where does your tongue and a popsicle meet?

8 7 14 15 12 7 9 11 10 6 13 9 11 7


SUMMER

Writing Journal




name

Day




©SIMPLYkinder

Day




©SIMPLYkinder

Day



©SIMPLYkinder

Day



©SIMPLYkinder